

Framing and Presentation Guidelines FOR ALL ALLIANCE VENUES/ART SHOWS

HANGING APPARATUS:

- NO clip frames or saw tooth hangers, please. They tend to fall off the wall.



What are clip frames or saw tooth hangers?

Saw Tooth Hanger:




NO

Clip Frames:



NO

These won't hold either:



NO



NO

MORE...


Pg. 2 of 4

- Works must be securely and suitably framed with screw eyes/D-Rings and wires firmly attached to the frame itself, not to the backing because they can come loose and damage the artwork

ACCEPTABLE HANGING APPARATUS:



YES

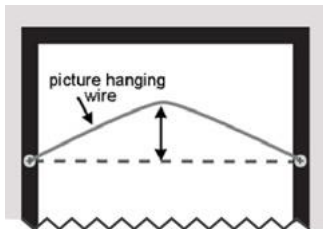


YES



YES

- Wires must be attached 1/3 from the top of the artwork for wall installation. Wires should not reach the top of the artworks:



YES

HOW WORK IS HELD IN FRAME

- Do not use spring clips to hold canvases in place. They don't hold well enough.

What are spring clips?



NO



NO

MORE...

ACCEPTABLE METHOD OF ATTACHING PAINTING TO FRAME:



YES – Use these to screw painting in

- **Do not tape work into frame**



No

- **Paintings on panel should be held in with points attached via a point driver:**



YES – POINT DRIVER

- **Gallery-wrapped canvases may be submitted unframed. Note: edges must be finished; no staples, tacks, or tape visible.**



YES – SIDES PAINTED

MORE....

- Please use frames in **good condition**. No chipped paint, scratches, etc. We advise **not getting frames at yard sales and store bargain bins**. They do not do your work justice!



NO - DAMAGED FRAME

- **Photographs** are not acceptable on stretched canvas. Matted under glass or mounted on metal are acceptable. If you have other methods of presenting photographs, please check with gallery staff.
- **Works on paper** should be matted and any work with a paper mat must have a protective covering of glass or Plexiglas. **MAKE SURE GLASS IS NOT CHIPPED, SCRATCHED OR BROKEN.**
- **IF YOU ARE NOT A PROFESSIONAL MAT CUTTER, PLEASE HAVE A FRAMER CUT YOUR MAT FOR YOU. Mats that are poorly cut or dirty/smudged will not be accepted.**
- Still wet work or incomplete work will not be exhibited.

HOW LABELS SHOULD BE PRINTED:

- All Alliance labels should be printed on **CARD STOCK** (not regular copy paper)
- All Alliance labels should be printed on a computer, not hand-written

Labels for ART SHOWS (Fort Smith/It's a Steal) should look like this:

Labels for ALL OTHER VENUES should look like this:

Artist Name

Artist Name

Title

Title

Medium **\$**

Medium **\$**

(6% Va. sales tax will be added)
Pay to: Arlington Artists Alliance

(6% Va. sales tax will be added)
To purchase, please call
Gallery Underground at **571-483-0652**
Pay to: Arlington Artists Alliance